

FROM THE PRINCIPAL

Dear Parents and Community Members,

Liberty Elementary is a vibrant learning community that has a history of strong community support and academic excellence. As a school community we celebrate both student growth and overall academic achievement. We are proud that 82% of our students met or exceeded the state standards in reading and 68% met or exceeded in math. We are equally proud that the majority of our students continue to meet their year-to-year growth targets. This combination of achievement and strong growth earned our school an overall score of "4" out of "5" on the state report card.

This year our goal will be to transfer our knowledge of teaching reading to accelerate student learning in math and increase the growth rates of our subgroup populations. To reach these goals, our teachers will do the following:

- Regularly work together in data teams to meet the needs of every child.
- Develop lessons that encourage active engagement and increased rigor.
- Focus on math problem solving skills and increasing writing about math.
- Offer targeted interventions and enrichment in reading and math.

As a parent or community member, you are key partners to the overall success of our school community. Reading with your children, attending school events, volunteering in the classrooms and being actively involved makes a difference! Working together, we ensure that every student at Liberty achieves academic success, creates strong positive relationships and finds joy at school.

Thank you,

Principal | Kraig Sproles

SCHOOL PROFILE

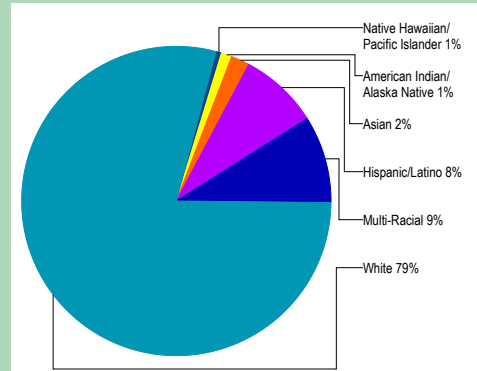
Enrollment 2013-14	362
K-3	227
4-5	135
Change from previous year	+2.0%
Students attending 90% or more of enrolled days	91.2%
.....	
Average elementary class size in 2012-13	25.0

Note: a "*" is displayed when the data must be suppressed to protect student confidentiality.

Select Demographics 2013-14

English Learners	<5%
<i>Students who have ever been eligible for or participated in a program to acquire academic English.</i>	
Economically disadvantaged	33%
Students with disabilities	17%
.....	
Number of different languages spoken:	5

STUDENTS

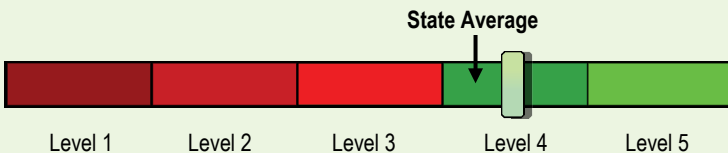


OVERALL STATE RATING

HOW ARE STUDENTS AT THIS SCHOOL PERFORMING COMPARED TO THOSE AT OTHER SCHOOLS?

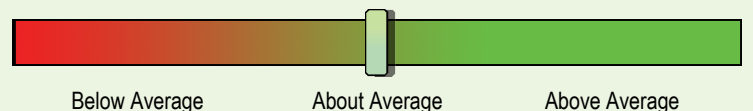
The overall state rating is intended to summarize this school's particular successes and challenges. It is based on a combination of up to five factors. Three of these factors come from standardized test scores in reading and math: student achievement, student growth, and the growth of underserved subgroups. Please be aware that this rating is based mainly on high-stakes testing and accordingly, represents a limited view of student performance. Other aspects of this report card are designed to put this rating in the proper context.

Compared to all schools statewide in 2013-14, this school is rated as Level 4.



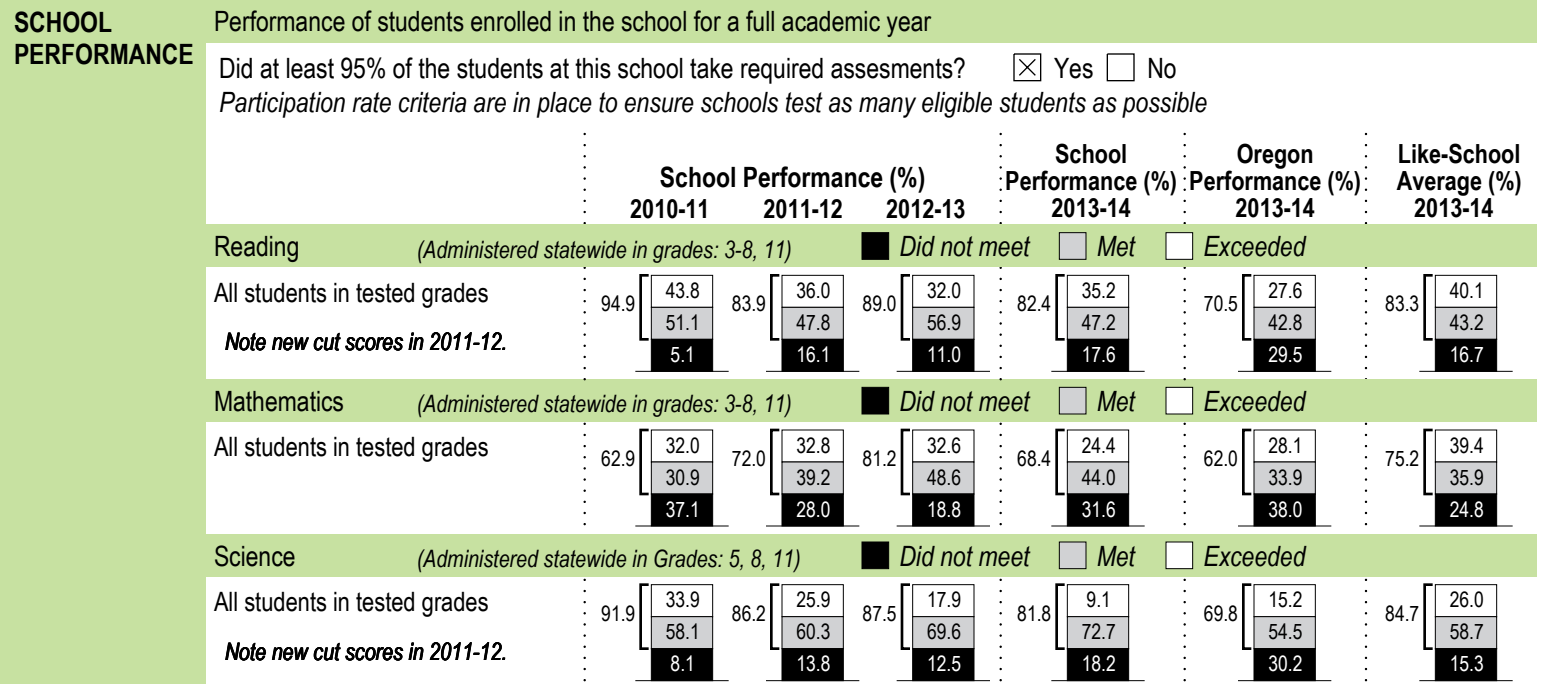
- Level 1** = Falls into the bottom 5% of schools
- Level 2** = Falls between 5% and 15% of schools
- Level 3** = Falls between 15% and 44% of schools
- Level 4** = Falls between 44% and 90% of schools
- Level 5** = Falls into the top 10% of schools

Compared to elementary schools with similar student demographics in 2013-14, this school's rating is about average.



- Below average** = Falls into the bottom third of comparison schools
- About average** = Falls into the middle third of comparison schools
- Above average** = Falls into the top third of comparison schools

PROGRESS ARE STUDENTS MAKING ADEQUATE GAINS OVER TIME?



Visit www.ode.state.or.us/go/data for additional assessment results.

Note: a "*" is displayed when data are unavailable or to protect student confidentiality.

OUTCOMES FOR KEY STUDENT GROUPS AT THIS SCHOOL COMPARED TO THE SAME GROUPS STATEWIDE

STUDENT GROUP OUTCOMES	School Performance (%)	Oregon Performance (%)	School Compared to OR Average	School Performance (%)	Oregon Performance (%)	School Compared to OR Average	School Performance (%)	Oregon Performance (%)	School Compared to OR Average	
	Economically Disadvantaged				American Indian/Alaska Native			Native Hawaiian/Pacific Islander		
Reading	75.9	59.1	+16.8	Reading	*	57.5	Reading	*	54.8	
Mathematics	53.7	49.5	+4.2	Mathematics	*	48.4	Mathematics	*	48.9	
Science	76.9	57.5	+19.4	Science	*	56.4	Science	*	49.6	
English Learners				Asian			White			
Reading	*	45.0	*	Reading	*	79.2	Reading	83.7	77.7	
Mathematics	*	42.7	*	Mathematics	*	78.5	Mathematics	69.9	68.3	
Science	*	42.1	*	Science	*	78.0	Science	78.8	78.2	
Students with Disabilities				Black/African American			Female			
Reading	41.2	41.8	-0.6	Reading	*	52.6	Reading	82.8	73.0	
Mathematics	38.2	33.2	+5.0	Mathematics	*	38.8	Mathematics	62.6	61.4	
Science	25.0	44.2	-19.2	Science	*	48.5	Science	82.8	67.9	
Migrant				Hispanic/Latino			Male			
Reading	*	41.3	*	Reading	66.7	50.9	+15.8	Reading	81.9	68.0
Mathematics	*	40.9	*	Mathematics	44.4	44.6	-0.2	Mathematics	74.5	62.5
Science	*	40.5	*	Science	*	47.0	*	Science	81.1	71.6
Talented and Gifted				Multi-Racial						
Reading	>95	98.4	*	Reading	88.2	75.6	+12.6			
Mathematics	>95	98.2	*	Mathematics	76.5	64.7	+11.8			
Science	>95	98.2	*	Science	87.5	75.1	+12.4			

Note: a "*" is displayed when data are unavailable or to protect student confidentiality.

CURRICULUM & LEARNING ENVIRONMENT WHAT IS THIS SCHOOL DOING TO IMPROVE STUDENT LEARNING AND TO PREPARE STUDENTS FOR THE FUTURE?

SCHOOL READINESS

Character Education and Positive Behavior Interventions and Supports
Families and Agencies Coming Together (FACT)
District Welcome Center

Kindergarten family interviews and individual orientation
School Breakfast and Lunch programs
Strong Community involvement and partnerships

ACADEMIC SUPPORT

Special Education and Child Find for students with disabilities
Small Group interventions and instruction
Student study support teams for behavior, academics and instruction
Targeted reading and math interventions
Differentiated curriculum and instruction to meet the needs of all students

ACADEMIC ENRICHMENT

Talented and Gifted programs and services
Swimming and Bike Safety programs provided by community donors
Math, Reading and Writing curriculum family nights
Career Exploration
Academically oriented fieldtrips
IXL computer math program focused on Common Core State Standards
Daily enrichment for math classes

EXTRA-CURRICULAR ACTIVITIES/ AFTER SCHOOL PROGRAMS

Early release community-based partnerships
Liberty Singers performance choir for 3-5 grades
5th Grade leadership program

Parent Teacher Club evening programs (movie nights and special events)

Data and information in the Curriculum and Learning Environment section was provided by local schools and districts and was not verified by the Oregon Department of Education.